


















	Life Living Things	Earth Sun, Moon, and Stars	Land and Water	Physical Forces and Motion
Big Ideas Big Book 1 per teacher				
Big Ideas & Vocabulary Cards 1 per teacher				
North Carolina Science Student Book 1 per student		<div> <div> <h3>Living Things in the Blue Ridge Mountains</h3> <p>The Blue Ridge Mountains is a mountain region in western North Carolina. Many plants and animals live in the Blue Ridge Mountains. The American black bear eats both plants and animals. Many plants and animals depend on this mountain environment for survival.</p> </div> <div> <p>American black bears can be found all over North America, including North Carolina. The American black bear gets fish and water from the mountain streams.</p> </div> <div> <h4>Wrap It Up!</h4> <ol style="list-style-type: none"> 1. What does the American black bear eat? 2. Research an animal that lives in the Blue Ridge Mountains. Tell how it depends on another animal or a plant. </div> </div>		
North Carolina Science Teacher's Guide 1 per teacher		<div> <div> <h3>Living Things in the Blue Ridge Mountains</h3> <p>Clarifying Objective 1.1.2.2 Give examples of how the needs of different plants and animals can be met by their environments in North Carolina or different places throughout the world.</p> <p>ENGAGE Tap Prior Knowledge Remind students that they have learned about the coastal habitat. Ask, What is a habitat? Possible answer: A habitat is the area where an animal lives and grows up. Ask, What does the word "habitat" mean to you? Possible answer: A place where an animal lives. Ask, What are some living things that live in the Blue Ridge Mountains? Possible answer: American black bears, fish, and water. Explain to students that in this lesson, they will be learning about a mountain habitat in the Blue Ridge Mountains.</p> <p>EXPLORE Explore a Mountain Habitat Have students study the picture of a bear near a mountain stream on pages 36–37. Ask, What are some living things shown in the photo? How are they alike and different? What are some nonliving things shown in the photo?</p> <p>Let's Purpose and Read Have students read in order to describe a mountain habitat and the plants and animals that live there. Read pages 36–37 together.</p> </div> <div> <p>EXPLAIN Observe the Characteristics of a Mountain Point out the term mountain. Say, Without looking at the text, tell what you think a mountain looks like. Possible answer: A mountain is a large hill or mountain. Ask, What are some things that you think live in a mountain? Possible answer: Fish, water, and plants. Explain to students that in this lesson, they will be learning about a mountain habitat in the Blue Ridge Mountains.</p> <p>Describe How a Mountain Habitat Supports Living Things Say, Find the American black bear in the photo on page 37. Explain how it helps to meet its needs in a mountain habitat. (The American black bear has long, thick fur to keep it warm in the cold. It has sharp claws and teeth that help it catch and eat fish from the stream.) Have students summarize how they think the American black bear meets its needs in the mountain habitat. Students should point out that the bear finds food, water, air, and shelter in its habitat.</p> <p>SCIENCE BACKGROUND North Carolina Mountains The Blue Ridge Mountains, part of the Appalachian Mountains, are the oldest mountains in North America. The Appalachian Mountain chain extends from Newfoundland, Canada, to Alabama. The highest point in the eastern United States is Mount Mitchell in North Carolina. Mount Mitchell, near Salisbury, is 2,037 meters (6,684 feet) above sea level.</p> <p>READING CONNECTION Use Text Features Remind students to use text features to better comprehend the lessons by identifying ways in which they are similar to the text. For example, in the 120s, the text uses color photographs to define mountains, remind them that in many texts important words are highlighted or boldfaced. If a straightforward definition does not appear after the word, explain to students that they can use context clues to determine. They can also look in the glossary, which is typically found in the back of a textbook, for definitions.</p> </div> </div>		

	Life	Earth		Physical
	Living Things	Sun, Moon, and Stars	Land and Water	Forces and Motion
Teacher's Edition 1 per teacher				
Learning Masters 1 per teacher				
Assessment Handbook 1 per teacher				
Become An Expert Books 1 set per school 8 copies of each	  	  	  	  



myNGconnect
Student Website and
Teacher Website